

# Tile Patterns w/ Partner

Name:

Date:

Per:

A#:

Scenario A: Same growth / different rules

Scenario B: Same fig. # / different rules

\* Scenario C: opposite growth / same fig. #


## Tile Pattern:

Figures 0-3 (color coded) w/ start + growth

## Table:

Fig. # x	Tiles y
0	
1	
2	
3	
4	
5	


## Graph:




## Rule:

$$y =$$

## Key:

 = growth

 = start